

# American International Academy

## Extended COVID-19 Learning Plan

### Mid-Year Goal Reporting

Date: February 1, 2021

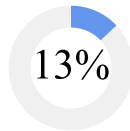


**Goal:** The median Student Conditional Growth Percentile for students in grades K-8th will be at or above the 50th percentile on NWEA's Measure of Academic Progress for fall-to-winter and fall-to-spring testing periods indicating a minimum of average growth.

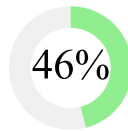
### Mathematics

Grade	Fall Norm Target	Fall Median	Winter Norm Target	Winter Median	SCGP
2	175.04	<10 students	184.07	183.5	84.5
3	188.48	175	196.23	188	64
4	199.55	182	206.05	189	31
5	209.13	189	214.7	194.5	38
6	214.75	198.5	219.56	200	41

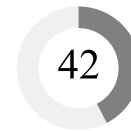
% Meeting Achievement Target



% Meeting Growth Target



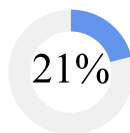
Median SCGP



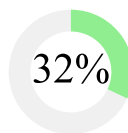
### Reading

Grade	Fall Norm Target	Fall Median	Winter Norm Target	Winter Median	SCGP
3	186.62	188	193.9	195	48
4	196.67	179.5	202.5	187	22.5
5	204.48	196	209.12	193	15
6	210.17	201	213.81	195	20
7	214.2	204	217.09	199.5	58.5
8	218.01	212.5	220.52	205	18

% Meeting Achievement Target



% Meeting Growth Target



Median SCGP



## Subgroup Results

	<b>Winter SCGP</b>	
	<b>Math</b>	<b>Reading</b>
All Students	42	28
Econ. Disadvantaged	42	28
Special Education	17	43
English Learner	N/A	N/A
Female	38	29
Male	48	25.5
African-American or Black	42	27
American Indian or Alaska Native	N/A	N/A
Asian	N/A	N/A
Hispanic or Latino	N/A	N/A
Multi Racial	<10 students	<10 students
Native Hawaiian or Other Pacific Islander	N/A	N/A
White	<10 students	<10 students

It is important to note that the fall and winter norm targets in this report are taken from NWEA's 2020 Norm Study. This study was completed prior to the COVID-19 pandemic. The pandemic has and continues to impact student instructional time, alter the type of instruction (virtual/remote or in person), and widen the disparity gap. If a norm study was conducted during a pandemic, it would likely yield different targets.